

# SC9600 BRIDGE SUPPORT SYSTEM

For quick, easy setup with the strength and durability that is standard with all Staging Concepts' products, use the SC9600 Bridge Support System. This system "bridges" platforms from right to left and front to back. The SC9600 Bridge Support System consists of two end frames that lock together with both horizontal and diagonal snap bracing for ultimate support. Also included are four top plates in single, dual, or quad node design. The SC9600 is available in fixed or adjustable heights and is available in two versions: Arena style and All-Terrain style.

The Arena style SC9600 adjusts with interior tubes that telescope upward from the top of the frame. This design allows the platform height to be adjusted quickly, with the frames in place.

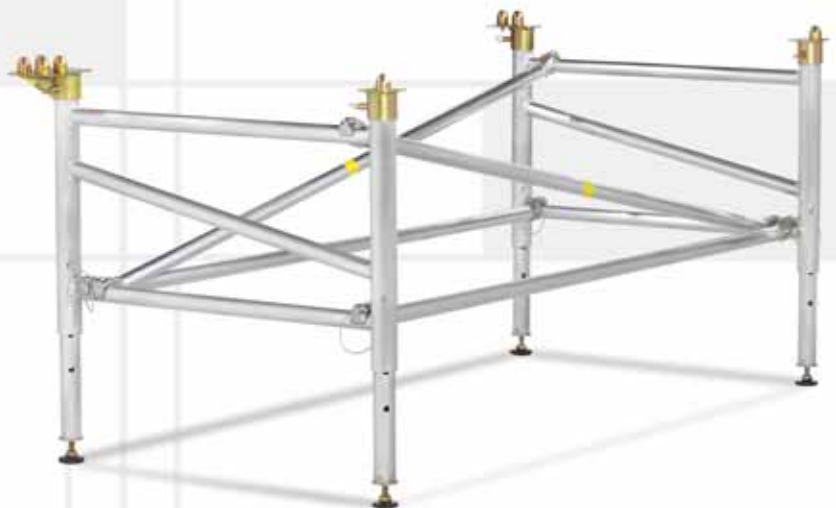
Our second version, the All-Terrain style SC9600, is great for outdoor use on uneven ground. The interior tubes, which telescope downward from the bottom of the frame, allow each of the legs to be set at different heights.



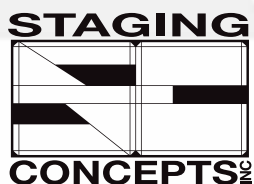
SC9600 Full Set-Up



Cart for Easy Storage and Mobility



SC9600 Bridge Support System without Platform



# SC9600 BRIDGE SUPPORT SYSTEM

## ADVANTAGES

### Efficiency

- “Bridges” platforms front to back and side to side, resulting in fewer supports for fast setup and strike
- Horizontal and diagonal braces “snap” into place with snap hooks for quick assembly
- Locator nodes lock into place on each column and automatically align platforms – no need for readjustments
- Setup easily by two people with no special tools
- For use with all Staging Concepts’ platforms

### Adjustability

- Course and fine adjustment for uneven terrain or level changes
- Wide range of adjustable heights available

### Variety

- All-Terrain style SC9600 Bridge Support System is ideal for outdoor applications
- Arena style SC9600 Bridge Support System suits indoor venues
- Fixed heights available upon request

### Durability

- Constructed of lightweight aluminum
- Not subject to rust

## TECHNICAL SPECIFICATIONS

The SC9600 Bridge Support System is used with SC90 and SC97 Platforms and complies with the following:

- Adjustable heights: 24 inches – 36 inches (610mm – 914mm), 32 inches – 40 inches (813mm – 1016mm), 36 inches – 56 inches (914mm – 1422mm), 48 inches – 72 inches (1219mm – 1829mm)
  - Adjust course height by 4 inch (102 mm) increments using a 5/8 inch (16mm) locking pin. Allow 3 inches (76mm) additional fine height adjustment through use of integral acme thread adjustable screw foot
- Capable of being erected without use of tools
- Main vertical members: 2-1/2 inch (64mm) IPS, Schedule 40 6105-T6 aluminum pipe
- Main horizontal members: 2 inch (51mm) OD 6105-T6 aluminum pipe
- Telescoping columns: 2 inch (51mm) IPS Schedule 80, 6105-T6 aluminum tubing
  - Manually operated quick release structural fitting to each end

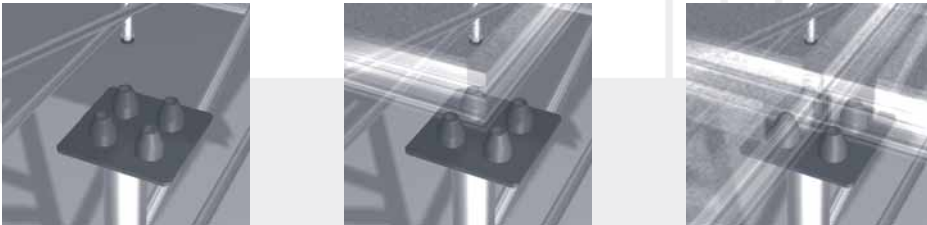
## DIMENSIONS AND WEIGHTS

### 9600 Bridge Support System All-Terrain and Arena Styles

Description	Weight (lbs/kg)
24" – 36" (610mm – 914mm) adjustable height	125/56.7
32" – 40" (813mm – 1016mm) adjustable height	133/60.3
36" – 56" (914mm – 1422mm) adjustable height	140/63.5
48" – 72" (1219mm – 1829mm) adjustable height	155/70.3

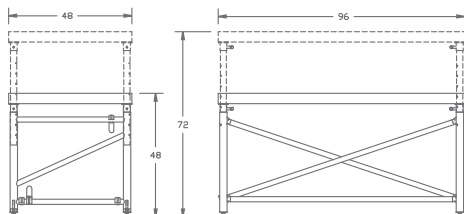
\*\*Custom sizes are available upon request

### Top Plates Allow for Support of Up to Four Platforms



## SC9600 SCHEMATICS

### Arena Style SC9600 Bridge Support System



### All-Terrain Style SC9600 Bridge Support System

